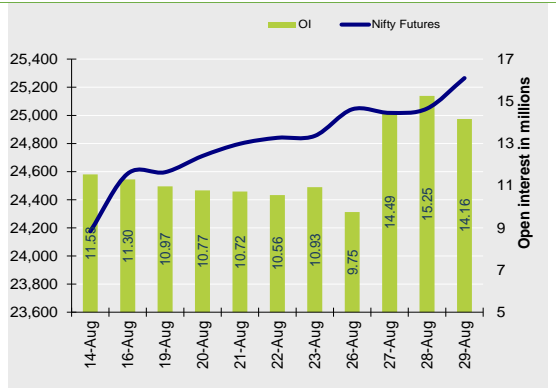


Nifty Snapshot

	Close	Prv Cl.	Ab chg	% chg
Spot	25,151.95	25,052.35	99.60	0.40
Futures	25,265.20	25,048.35	216.85	0.87
OI(mlshr)	14.16	15.25	-1.09	-7.17
Vol (lots)	457977	441463	16514	3.74
COC	113.25	-4.00	117.25	-2931.3
PCR-OI	1.42	1.21	0.21	17.1

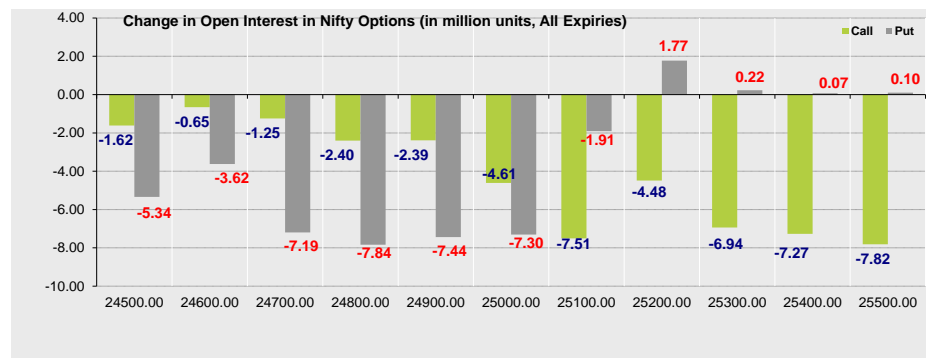
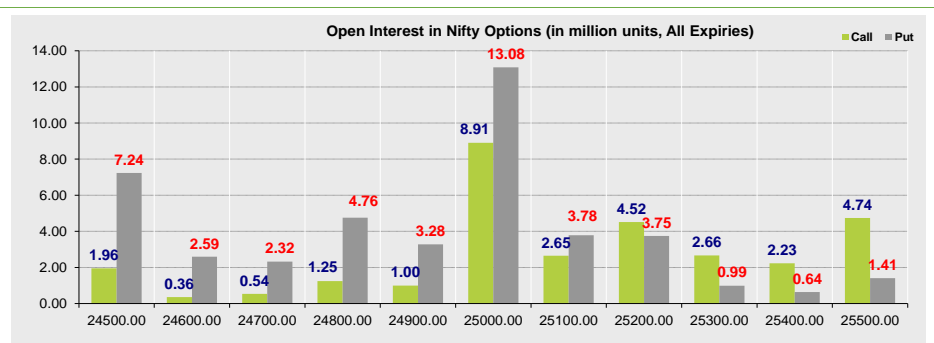
Nifty Futures Price v/s OI



Summary

- Indian markets closed on a positive note where buying was mainly seen in Automobiles, Information Technology, Oil & Gas sectors. Nifty Sept Futures closed at 25265.20 (up 216.85 points) at a premium of 113.25 pts to spot.
- FII's were net buyers in Cash to the tune of 3259.56 Cr and were net buyers in index futures to the tune of 3346.70 Cr.
- India VIX decreased by 1.16% to close at 13.79 touching an intraday high of 14.14.

Open Interest in Nifty Options:



- The above second chart shows previous trading day's change in Nifty options where Liquidation in OI were seen in 24800, 24900, 25000, 25100 strike Puts and at 25500, 25400, 25300, 25200 strike Calls indicating market is likely to remain range bound in the near term.
- Highest OI build-up is seen at 25000 strike Calls and 25000 strike Puts, to the tune of 8.91mn and 13.08mn respectively.

Outlook on Nifty:

Index is likely to open on a flat note today and is likely to remain range bound during the day.

Institutional Activity in previous trading session

(in Rs cr.)	Buy	Sell	Net
Index Futures	11959.40	8612.70	3346.70
Index Options	3972720.54	3851544.72	121175.82
Stock Futures	64764.78	63742.25	1022.53
Stock Options	16288.10	19550.86	-3262.76
FII Cash	27,036.06	23,776.50	3,259.56
DII Cash	19,919.09	17,228.24	2,690.85

Net FII Activity (in Rs cr.)

Date	Idx Fut	Stk Fut	Idx Opt	Cash
29-Aug	3346.7	1022.5	121175.8	3260
28-Aug	2102.8	-3071.8	-15871.4	-1348
27-Aug	2058.3	4456.5	2862.2	1504
26-Aug	3060.9	3275.4	5163.1	483
23-Aug	92.3	2035.8	-10953.8	1944
22-Aug	607.1	-1943.9	-24001.0	1372

Technical Pivot (Intraday):

	S2	S1	PIVOT	R1	R2
NIFTY	25045	25155	25225	25330	25400
BANKNIFTY	51130	51310	51490	51670	51850

(Price is in Rs; OI is in million units; Price chg and OI chg are in percentage) **NB RESEARCH**

Fresh Longs seen in:

Scrip	Price	Price chg	OI	OI Chg
BANKNIFTY	51490.8	0.1	2.6	7.4
RELIANCE	3057.5	1.3	48.7	2.3
MIDCPNIFTY	13120.1	0.0	2.1	1.4

Fresh Shorts seen in:

Scrip	Price	Price chg	OI	OI Chg
INDIGO	4793.7	-2.0	10.0	29.5
ZYDUSLIFE	1064.6	-0.9	11.9	3.7
GAIL	233.6	-1.1	112.5	2.9

Short Covering seen in:

Scrip	Price	Price chg	OI	OI Chg
LALPATHLAB	3365.4	0.5	1.1	-37.1
MPHASIS	3122.0	0.7	3.5	-33.3
APOLLOTYRE	495.7	1.2	12.8	-27.7

Long Unwinding seen in:

Scrip	Price	Price chg	OI	OI Chg
GRANULES	709.6	-0.3	6.5	-39.5
JKCEMENT	4352.9	-0.1	0.6	-32.0
INDIAMART	2987.0	-1.4	1.0	-31.9

NIFTY50 Options OI (CE OI = Resistance) (PE OI = Support)			
Symbol	Highest CE OI	Highest PE OI	CMP
ADANIAPORTS	1500	1200	1486
ADANIENT	3200	2800	3044
ASIANPAINT	3200	3100	3139
AXISBANK	1200	1200	1184
BAJAJ-AUTO	11000	10000	10853
BAJAJFINSV	1800	1700	1764
BAJFINANCE	7500	7000	7115
BHARTIARTL	1600	1400	1571
BPCL	350	350	359
BRITANNIA	6000	5800	5862
CIPLA	1640	1500	1627
COALINDIA	540	500	531
DIVISLAB	5100	5000	5037
DRREDDY	7000	6500	6980
EICHERMOT	5000	5000	4934
GRASIM	2800	2700	2696
HCLTECH	1800	1700	1760
HDFCBANK	1700	1600	1645
HDFCLIFE	750	700	742
HEROMOTOCO	5400	5300	5401
HINDALCO	720	650	704
HINDUNILVR	2900	2600	2804
ICICIBANK	1250	1200	1230
ITC	510	500	509
INDUSINDBK	1500	1400	1424

NIFTY50 Options OI (CE OI = Resistance) (PE OI = Support)			
Symbol	Highest CE OI	Highest PE OI	CMP
INFY	2000	1800	1942
IOC	175	170	178
JSWSTEEL	950	900	946
KOTAKBANK	1900	1800	1790
LT	3800	3500	3708
LTIM	6500	6000	6158
M&M	3000	2700	2777
MARUTI	13000	12000	12465
NESTLEIND	2600	2600	2522
NTPC	420	400	413
ONGC	350	300	332
POWERGRID	340	340	335
RELIANCE	3100	3000	3058
SBILIFE	1900	1700	1853
SBIN	820	800	819
SUNPHARMA	1800	1800	1808
TATACONSUM	1250	1200	1205
TATAMOTORS	1200	1000	1106
TATASTEEL	160	155	154
TCS	5000	4500	4541
TECHM	1700	1500	1656
TITAN	3600	3400	3557
ULTRACEMCO	12000	11000	11300
UPL	600	550	582
WIPRO	550	520	543

Derivative Recommendations:

Stock Name	Call (Buy/Sell)	Entry price	Targets	Stop Loss	Duration	Status
BANKNIFTY Future	Buy	51400	52400	50900	Positional	Open

FROM THE EQUITY DERIVATIVE DESK:

NIRAV HARISH CHHEDA
AVP - DERIVATIVES AND TECHNICAL RESEARCH
E-Mail: nirav.chheda@nirmalbang.com
Tel no: 6273-8199/8000

AMIT BHUPTANI
SNR.DERIVATIVES AND TECHNICAL RESEARCH ANALYST
E-Mail: amit.bhuptani@nirmalbang.com
Tel no: 6273-8242/8000

DISCLOSURES

Research Reports that are published by Nirmal Bang Securities Private Limited (hereinafter referred to as "NBSPL") are for private circulation only. NBSPL is a registered Research Analyst under SEBI (Research Analyst) Regulations, 2014 having Registration no. INH000001766. NBSPL is also a registered Stock Broker with National Stock Exchange of India Limited, BSE Limited, Metropolitan Stock Exchange of India Limited, Multi Commodity Exchange of India Limited, National Commodity and Derivative Exchange Limited and Indian Commodity Exchange Limited in cash and Equity and Commodities derivatives segments.

NBSPL has other business divisions with independent research teams separated by Chinese walls, and therefore may, at times, have different or contrary views on stocks and markets.

NBSPL or its associates have not been debarred / suspended by SEBI or any other regulatory authority for accessing / dealing in securities Market. NBSPL, its associates or analyst or his relatives do not hold any financial interest (Except Investment) in the subject company. NBSPL or its associates or Analyst do not have any conflict or material conflict of interest at the time of publication of the research report with the subject company. NBSPL or its associates or Analyst or his relatives may or may not hold beneficial ownership of 1% or more in the subject company at the end of the month immediately preceding the date of publication of this research report.

NBSPL or its associates / analyst has not received any compensation / managed or co-managed public offering of securities of the company covered by Analyst during the past twelve months. NBSPL or its associates have not received any compensation or other benefits from the company covered by Analyst or third party in connection with the research report. Analyst has not served as an officer, director or employee of Subject Company. NBSPL / analyst has not been engaged in market making activity of the subject company.

Analyst Certification: The research analysts and authors of these reports, hereby certify that the views expressed in this research report accurately reflects my/our personal views about the subject securities, issuers, products, sectors or industries. It is also certified that no part of the compensation of the analyst(s) was, is, or will be directly or indirectly related to the inclusion of specific recommendations or views in this research. The analyst(s) principally responsible for the preparation of this research report and has taken reasonable care to achieve and maintain independence and objectivity in making any recommendations.

DISCLAIMER

This report is for the personal information of the authorized recipient and does not construe to be any investment, legal or taxation advice to you. NBSPL is not soliciting any action based upon it. Nothing in this research shall be construed as a solicitation to buy or sell any security or product, or to engage in or refrain from engaging in any such transaction. In preparing this research, we did not take into account the investment objectives, financial situation and particular needs of the reader.

This research has been prepared for the general use of the clients of NBSPL and must not be copied, either in whole or in part, or distributed or redistributed to any other person in any form. If you are not the intended recipient you must not use or disclose the information in this research in any way. Though disseminated to all the customers simultaneously, not all customers may receive this report at the same time. NBSPL will not treat recipients as customers by virtue of their receiving this report. This report is not directed or intended for distribution to or use by any person or entity resident in a state, country or any jurisdiction, where such distribution, publication, availability or use would be contrary to law, regulation or which would subject NBSPL & its group companies to registration or licensing requirements within such jurisdictions.

The report is based on the information obtained from sources believed to be reliable, but we do not make any representation or warranty that it is accurate, complete or up-to-date and it should not be relied upon as such. We accept no obligation to correct or update the information or opinions in it. NBSPL or any of its affiliates or employees shall not be in any way responsible for any loss or damage that may arise to any person from any inadvertent error in the information contained in this report. NBSPL or any of its affiliates or employees do not provide, at any time, any express or implied warranty of any kind, regarding any matter pertaining to this report, including without limitation the implied warranties of merchantability, fitness for a particular purpose, and non-infringement. The recipients of this report should rely on their own investigations.

This information is subject to change without any prior notice. NBSPL reserves its absolute discretion and right to make or refrain from making modifications and alterations to this statement from time to time. Nevertheless, NBSPL is committed to providing independent and transparent recommendations to its clients, and would be happy to provide information in response to specific client queries.

Before making an investment decision on the basis of this research, the reader needs to consider, with or without the assistance of an adviser, whether the advice is appropriate in light of their particular investment needs, objectives and financial circumstances. There are risks involved in securities trading. The price of securities can and does fluctuate, and an individual security may even become valueless. International investors are reminded of the additional risks inherent in international investments, such as currency fluctuations and international stock market or economic conditions, which may adversely affect the value of the investment. Opinions expressed are subject to change without any notice. Neither the company nor the director or the employees of NBSPL accept any liability whatsoever for any direct, indirect, consequential or other loss arising from any use of this research and/or further communication in relation to this research. Here it may be noted that neither NBSPL, nor its directors, employees, agents or representatives shall be liable for any damages whether direct or indirect, incidental, special or consequential including lost revenue or lost profit that may arise from or in connection with the use of the information contained in this report.

Copyright of this document vests exclusively with NBSPL. Our reports are also available on our website www.nirmalbang.com